


HOW DO YOU FEEL?

Feelings for Real People

COPYRIGHT NOTICE:

Copyright © 2019 Fran Lafferty. All rights reserved.

Permission is granted to individuals who purchase these materials to print copies for personal home or classroom use only. NO permission is granted to make or share additional copies of individual pages or entire activity sets, either in digital or hard copy format, except as replacement copies for the purchaser's own use.



TIPS FOR PRINTING & USE:

If possible, print on card stock and laminate or cover with clear contact paper for durability.

Ideas for use:

1. Use page 2 as a poster to introduce feelings. Have children refer to the chart throughout the day to describe how they are feeling.
2. Cut apart cards on pages 3 to 5 and use as flashcards, as conversation/composition starters, or as a "memory" style game (make 2 copies for this).

HOW DO YOU FEEL?



pleased



glad



happy



hyper



bored



sad



depressed



sick



angry



furious



annoyed



moody




sorry



guilty



embarrassed



thankful



frustrated



tense




overwhelmed




proud




overwhelmed




bored




hyper




thankful




glad



anxious




sorry




scared




embarrassed



sleepy




jealous




content




guilty




disappointed




depressed



unhappy




displeased




excited




annoyed



sick




furious



angry




happy




frustrated



indifferent



restless




moody




nervous




proud




lost




worried




strange




satisfied



surprised



tense



sad